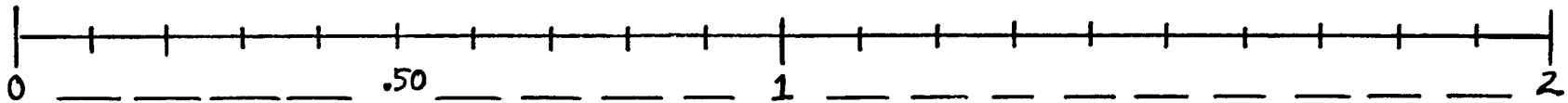
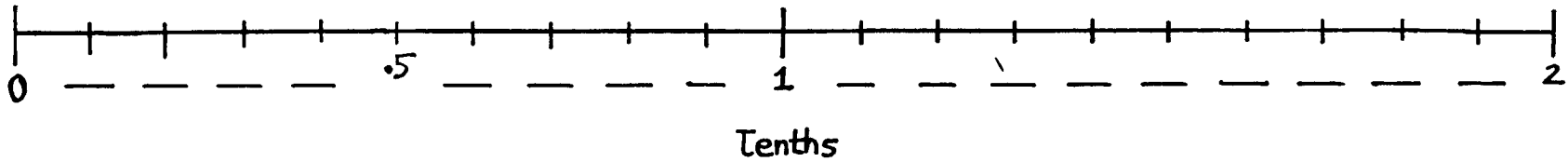


CHICKEN FEED

Name _____ Date _____

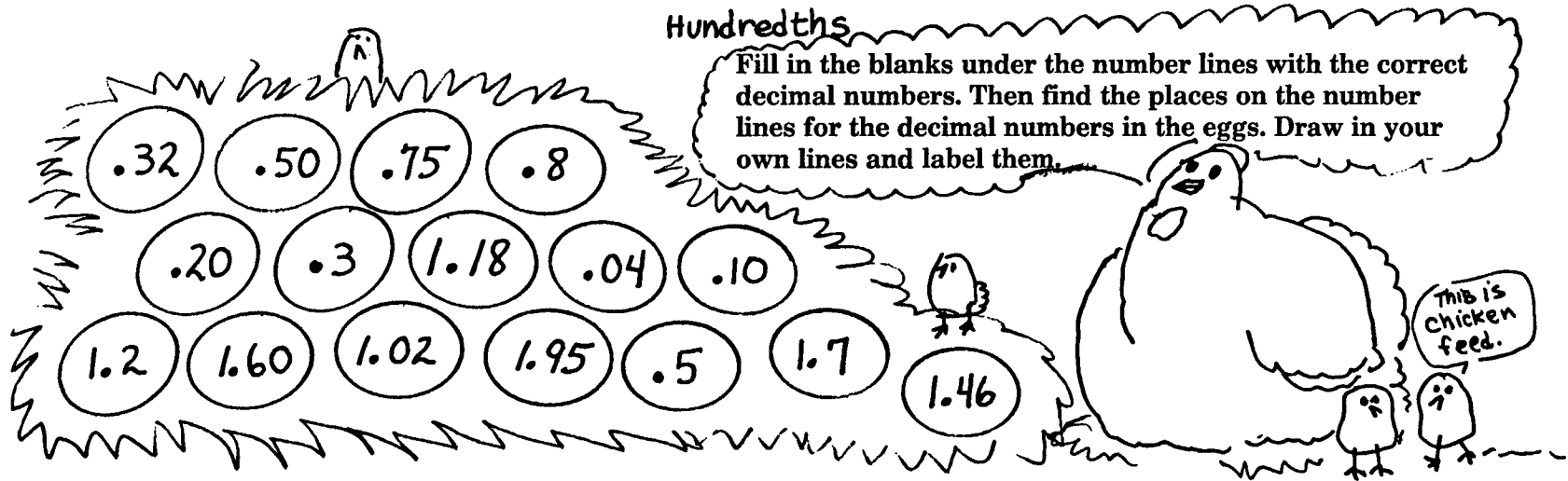
CHICKEN FEED



Hundredths

Fill in the blanks under the number lines with the correct decimal numbers. Then find the places on the number lines for the decimal numbers in the eggs. Draw in your own lines and label them.

This is chicken feed.



The illustration shows a large hen on the right and two small chicks on the left. The hen has a speech bubble that says "This is chicken feed." There are several eggs scattered around, each containing a decimal number. The numbers are: .32, .50, .75, .8, .20, .3, 1.18, .04, .10, 1.2, 1.60, 1.02, 1.95, .5, 1.7, and 1.46. A small chick is also visible near the top left of the egg cluster.

Answer Key

CHICKEN FEED

Ordering decimals tenths-hundredths

Answers:	Tenths:	.3	.5	.8	1.2	1.7				
	Hundredths:	.04	.10	.20	.32	.50	.75	1.02		
		1.18	1.46	1.60	1.95					