


SYMMETRY

Free Worksheets for
Vertical, Horizontal
and Diagonal Symmetry



Answer Keys Included!
By Nyla's Crafty Teaching


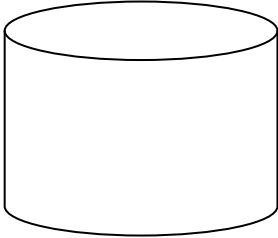
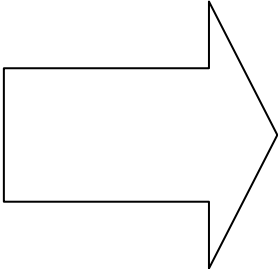
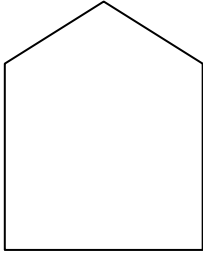


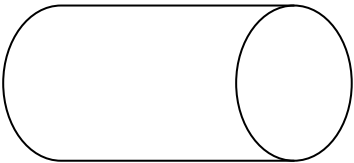
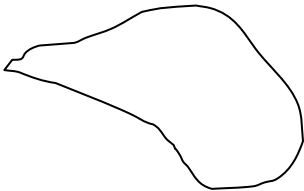
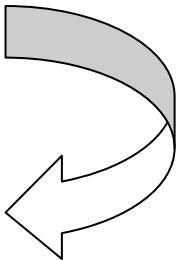
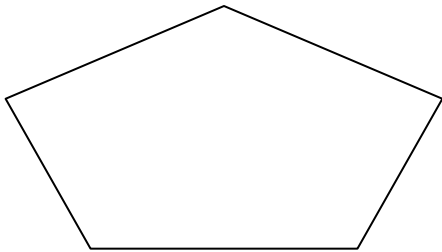


Name: _____ Class: _____

Draw in the horizontal and vertical lines of symmetry on these shapes if they are symmetrical.

Hint: Two of these shapes are not symmetrical.

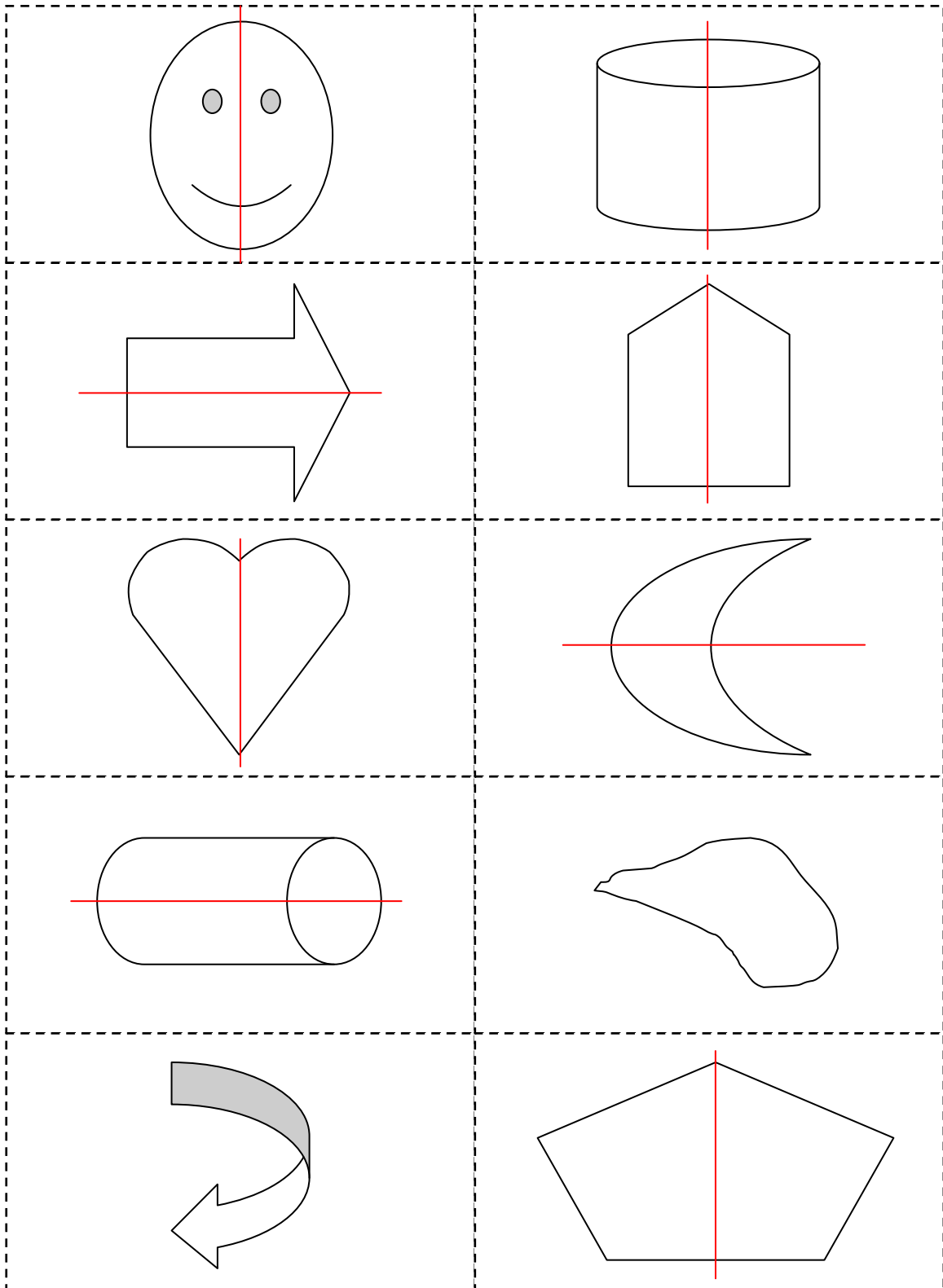
Tip: You can cut them out and fold them!



Vertical and Horizontal Symmetry

Answer Key



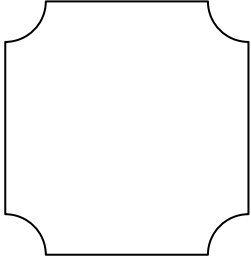



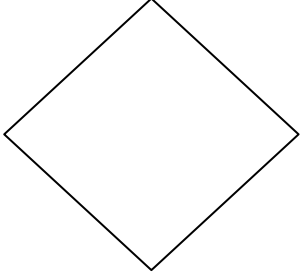

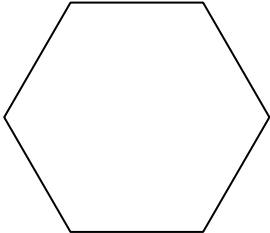


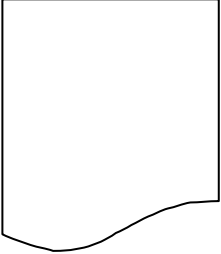
Vertical and Horizontal Symmetry

Name: _____ Class: _____

Draw in the horizontal, vertical and diagonal lines of symmetry on these shapes if they are symmetrical.

Hint: Two of these shapes are not symmetrical.


Tip: You can cut them out and fold them!



Vertical, Horizontal and Diagonal Symmetry

Answer Key



Vertical, Horizontal and Diagonal Symmetry

Thank you for your purchase!

If you are pleased with your purchase, leave feedback to let others know how this resource
♥ has helped you. ♥

Follow me at my blog, [Nyla's Crafty Teaching](#), or like [my facebook page](#) to be notified of great giveaways and sales!



If you have any questions, contact me at gillianphillips456@live.com  or click on the 'Ask me a question' button on my [TPT Store](#).

To make sure that you are kept up to date with my product postings, you can click on the 'follow me' button at my [TPT Store](#).

Enjoy your purchase! – Nyla.

Nyla's Crafty Teaching - Teacher-created Resources... Just for Us Teachers!

