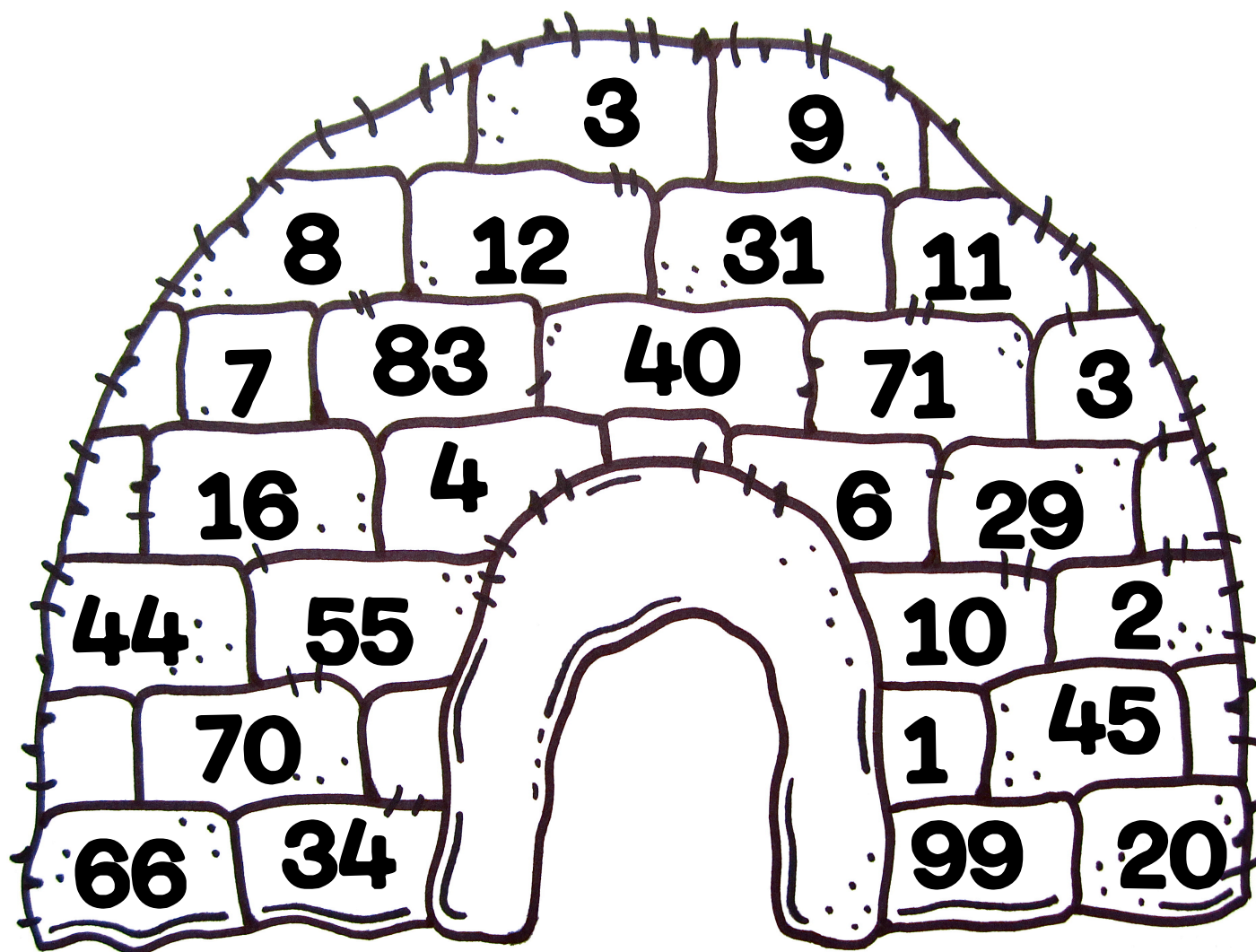


name: _____ date: _____

Arctic Odds

COLOR THE ICE BLOCKS WITH ODD NUMBERS BLUE.



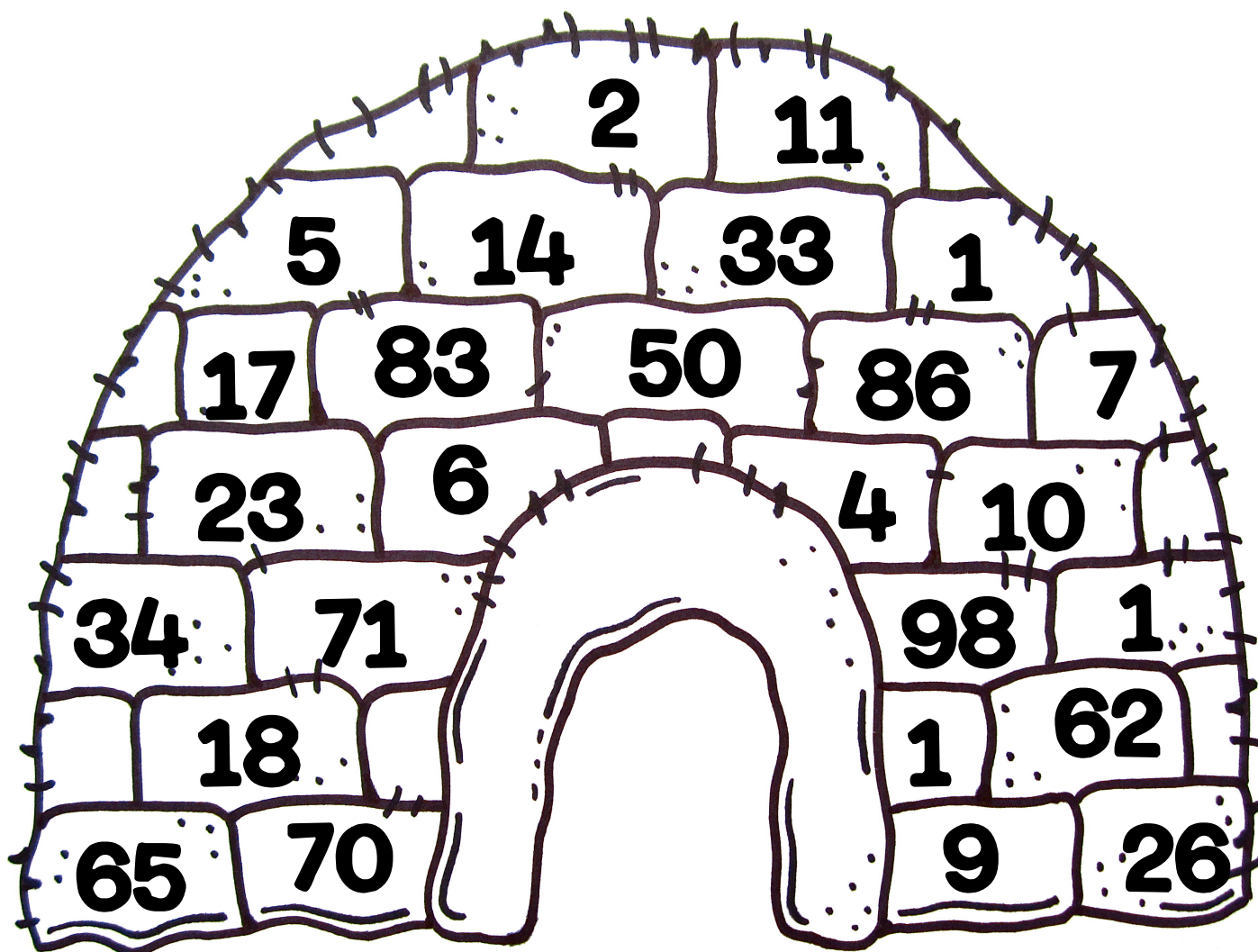
How many blocks did
you color?



name: _____ date: _____

Arctic Evens

COLOR THE ICE BLOCKS WITH EVEN NUMBERS BLUE.



How many blocks did
you color?




name: _____ date: _____

Arctic Evens and Odds

COLOR THE ICE BLOCKS WITH EVEN NUMBERS BLUE.

COLOR THE ODD NUMBERS YELLOW.



How many blocks did you color yellow?

How many blocks did you color blue?




name: _____ date: _____

Arctic Evens and Odds

COLOR THE ICE BLOCKS WITH EVEN NUMBERS BLUE.

COLOR THE ODD NUMBERS YELLOW.



How many blocks did you color yellow?

How many blocks did you color blue?



Thank you for taking the time to download my product!

I hope you enjoy using it in your classroom.

If you like what you see, please leave me some feedback.

Thank you!

Graphics © Scrappin Doodles

www.scrappindoodles.com

GRAPHICS by Cupcake Cuties ©

www.mygrafico.com

Borders © SugarHill & Co. Miss Tina Borders

www.sugarhillco.com/shop/missstina

Fonts used in this lesson courtesy of Fontpark.net and



Please follow me on TPT so that you know when I update my store with more original templates, activity sheets, lesson plans and new units!

-Krista Wallden