

Name _____

Order by Length

1



2



3



4



5

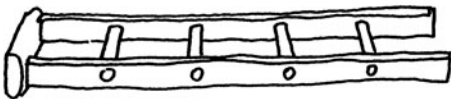
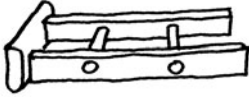


Directions: 1–4 Write the numbers 1, 2, and 3 to order the items from shortest to tallest.


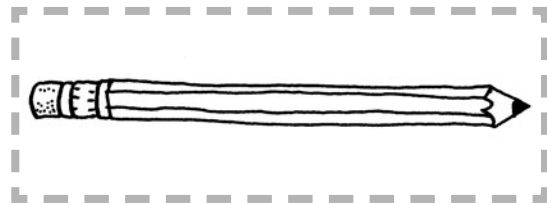






5 Write the numbers 1, 2, and 3 to order the items from shortest to longest.

Order by Length

1



2



Directions: 1–2 Cut out the pictures. Arrange them in order from shortest to longest.
Glue in place.